



**Commerce & Export Promotion Department
(State Export Commissioner)**

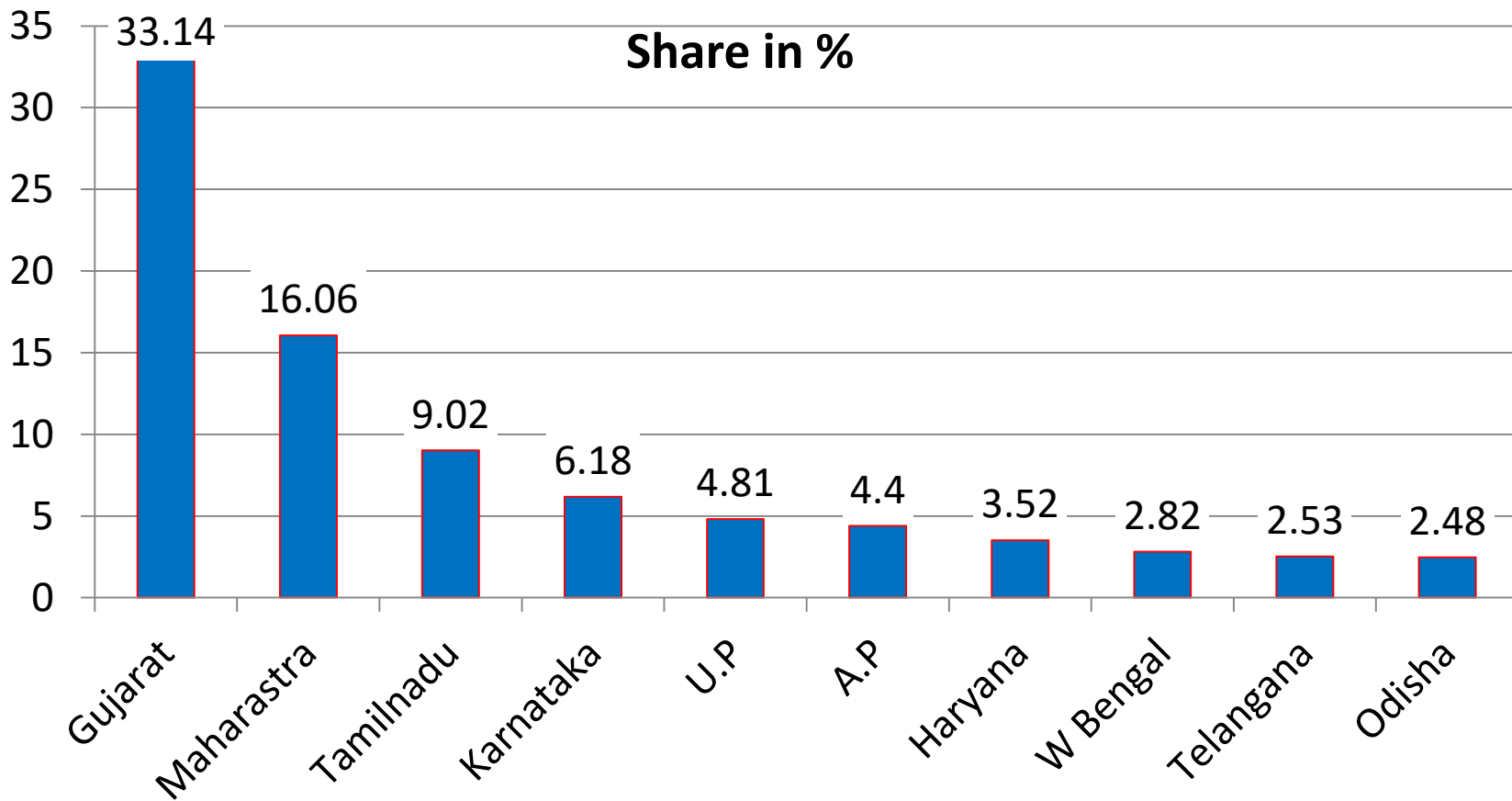
TELANGANA: FOCUS ON EXPORTS



Brief overview - current export scenario of Telangana State

- **Telangana is one of the fastest economy growing states in the Country and its GSDP during the FY 2023-24 is estimated at Rs.14.00 Lakh Crores, an increase of 6.7% compared to previous year 2022-23**
- **As per Niti Ayog's Export Performance Index Report (EPI)-2021- Telangana State has topped the country in creating best business environment state. It is recognized as one among the top export performing States in the country .**
- **As per the Niti Ayog's Export Performance Index Report(EPI) -2022- Telangana State has ranked 6th position in overall rankings and ranked 2nd position in the land lock states.**
- **Total value of Merchandised exports during FY 2022-23 is INR Rs.91, 767 Cores and registered a growth rate of 11.95% over the previous year .**
- **Total Value of Services Exports((IT &ITeS) during 2022-31 is INR Rs.2.41 Lakh Crores and registered an growth rate of 31.44 % over the previous year.**
- **Overall Telangana exports (Merchandise and Services combined)during FY 2022-23 is registered @ INR. Rs. 3.33 Lakh Crores,registering an impressive growth rate of 25.43% over the previous year.**
- **Telangana has exported various Goods and services to over more than 200 countries across the world**

India's Top Merchandised Export performing State's in 2022-23



TELANGANA'S MERCHANDISE EXPORT PERFORMANCE IN COMPARISON TO INDIA'S EXPORTS

(Rs. In Crores)

S.No	Year	INDIA'S EXPORTS	YoY Growth in %	TELANGANA'S EXPORTS	YoY Growth in %
1	2018-19	2,307,726	8.75	50,510	19.29%
2	2019-20	2,219,854	(-) 5.06%	52,170	3.29%
3	2020-21	2,151,771	(-) 3.06%	64,539	23.71%
4	2021-22	3,145,831	46.20%	81,971	27.01%
5	2022-23	3,620,630	15.09%	91,767	11.95%

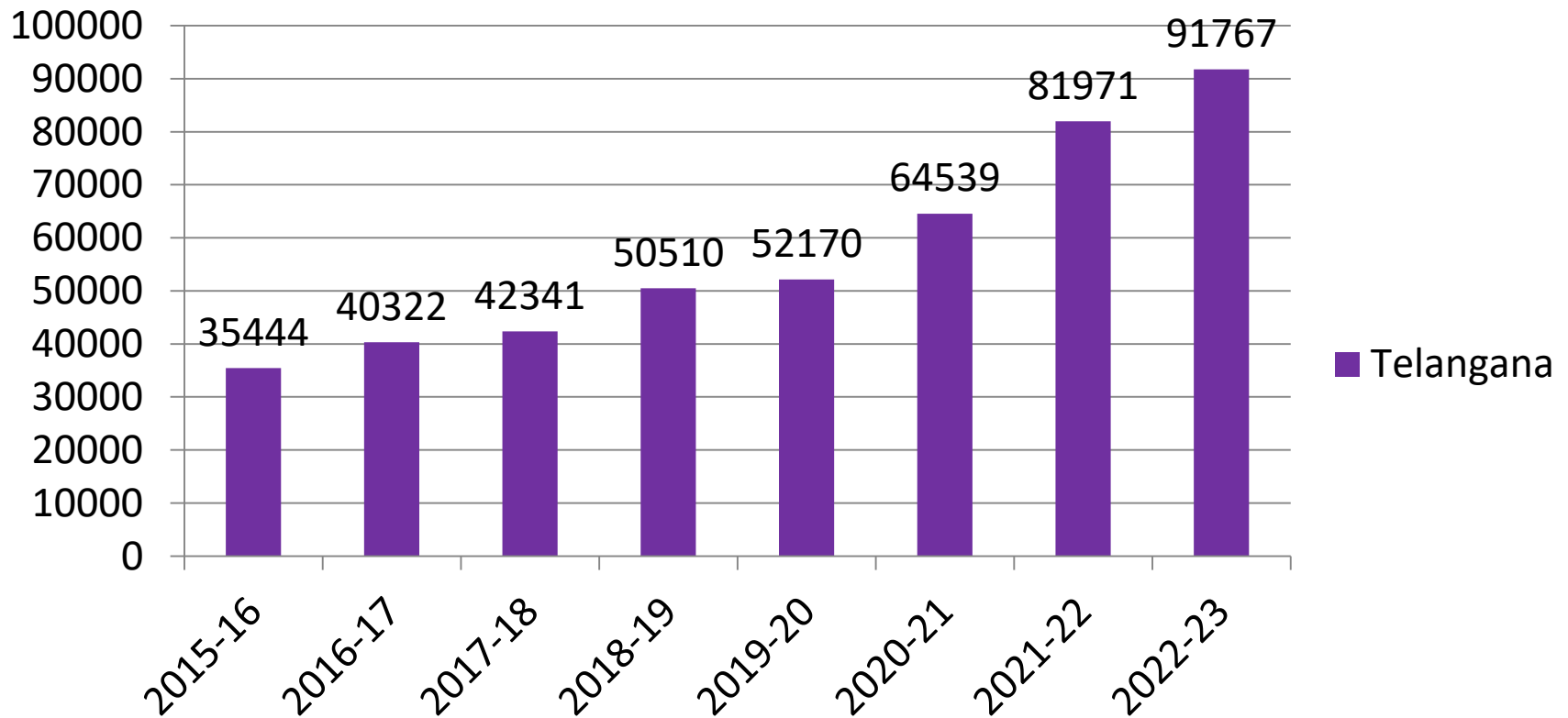
TELAGANA'S OVERALL EXPORTS PERFORMANCE FOR LAST (5) YEARS 2018-19 to 2022-23

(Rs. In Crores)

S.No	Year	Merchandise Exports (April- March)	Services (IT&ITES) Exports (April- March)	Overall Exports Merchandise + Services(IT&ITES) (April- March)	YoY Growth in %
1	2018-19	50,510	1,09,219	1,59,729	17.86%
2	2019-20	52,170	1,28,807	1,80,977	13.30%
3	2020-21	64,539	1,45,522	2,10,061	16.07%
4	2021-22	81,971	1,83,539	2,65,510	26.40%
5	2022-23	91,767	2,41,275	3,33,042	25.43%

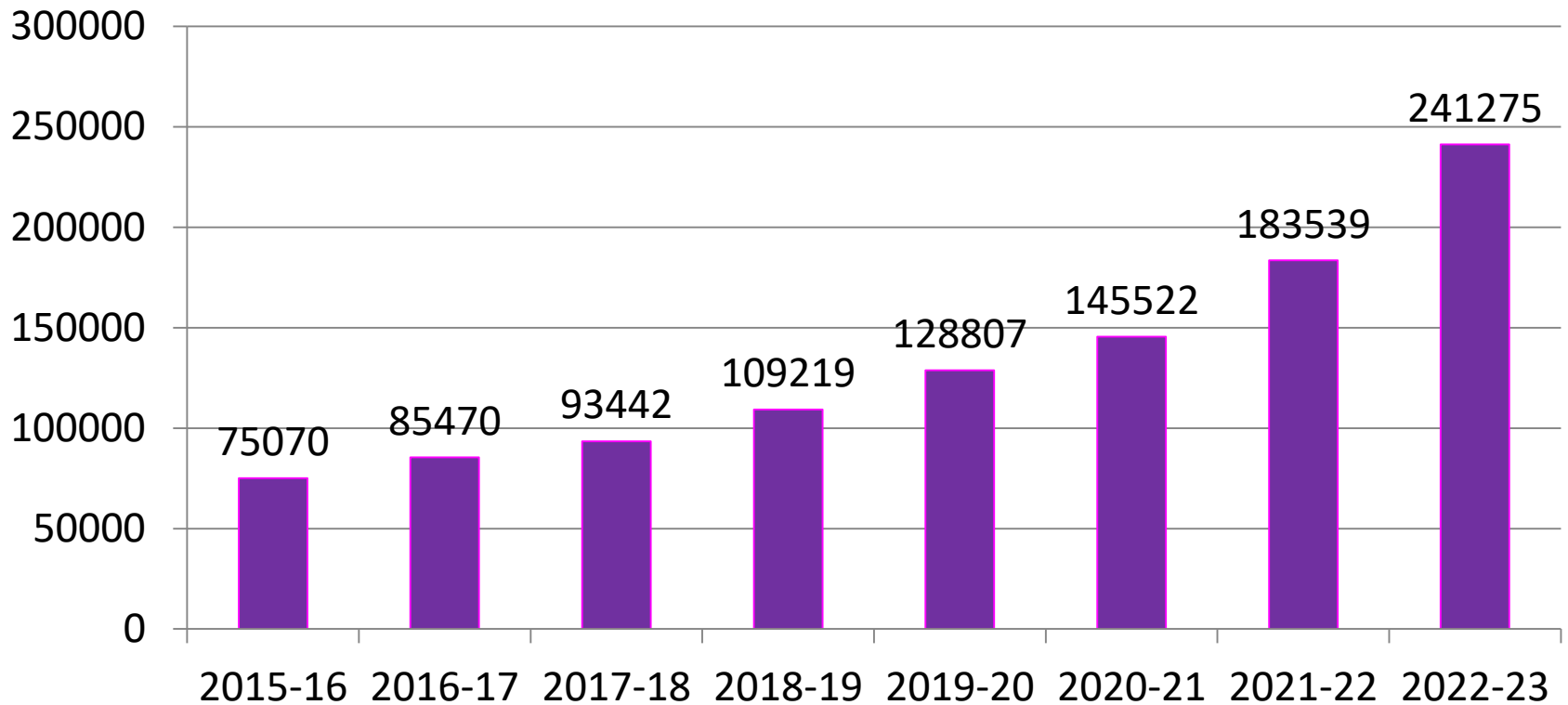
Telangana Merchandise Exports during the period 2015-16 to 2022-23

In INR (Rupees in Crores)
Telangana



Telangana Services Exports (IT&ITES) during 2015-16 to 2022-23

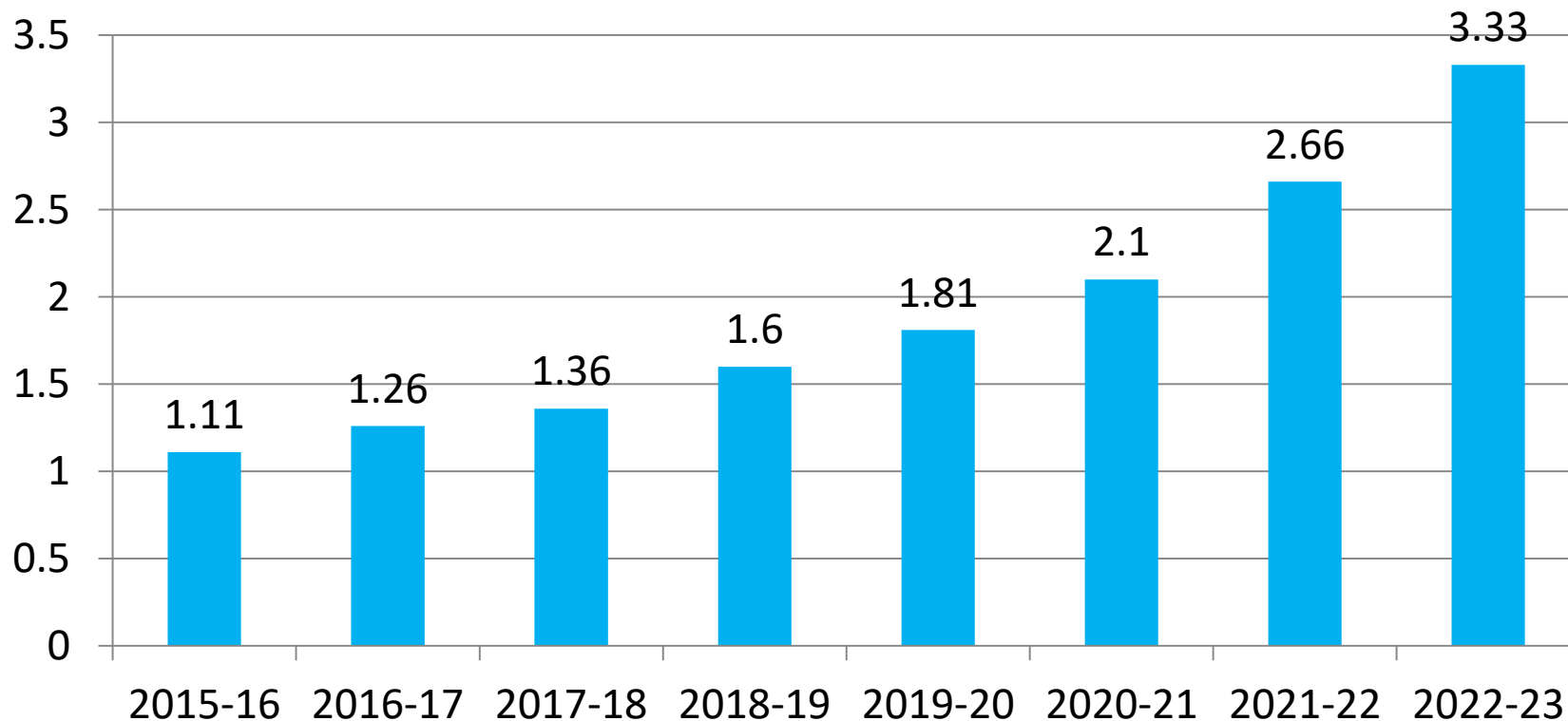
In INR (Rupees in Crores)
Telangana



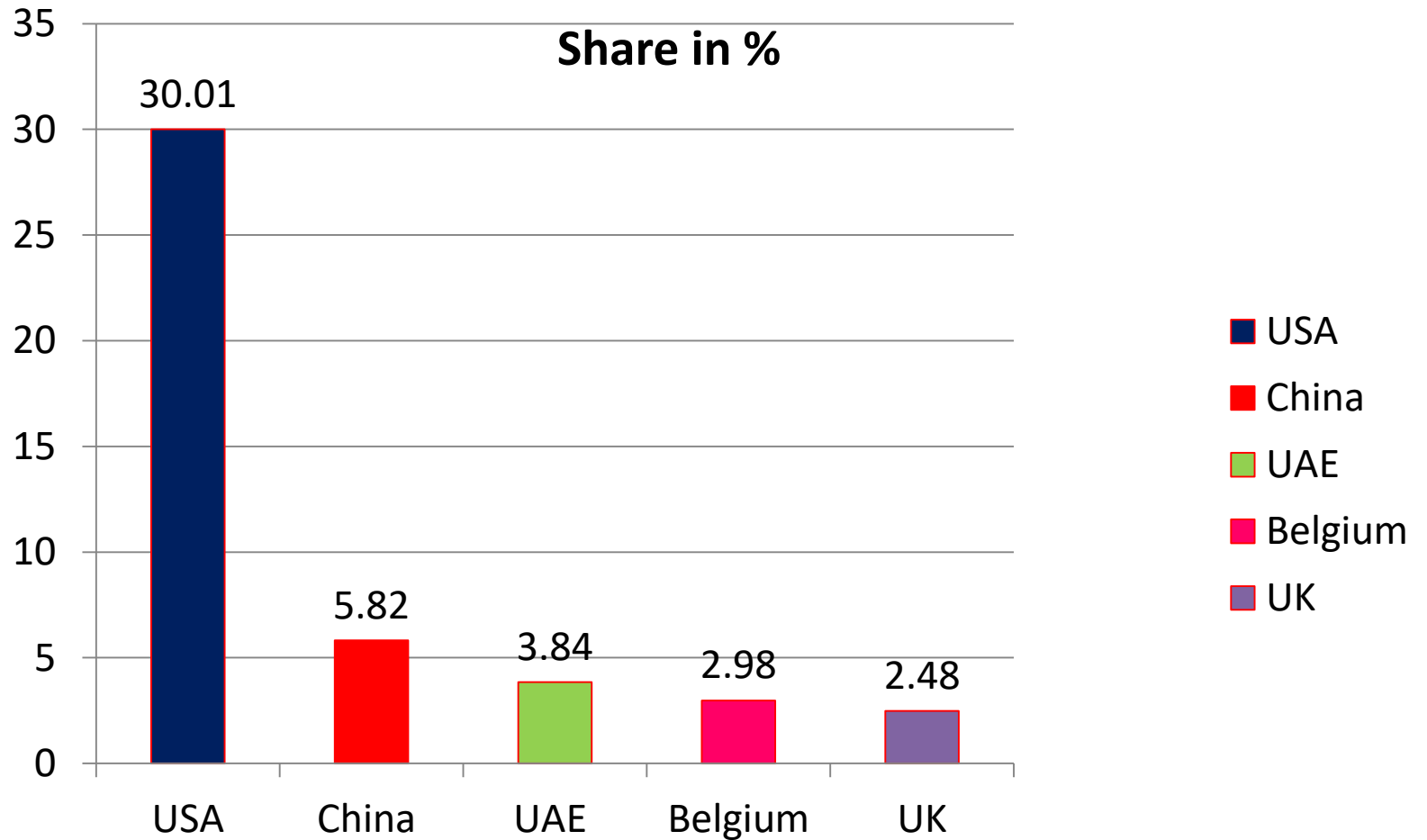
Telangana Combined (Merchandised & Service)Exports during 2015-16 to 2022-23

In INR (Rupees in Lac Crores)

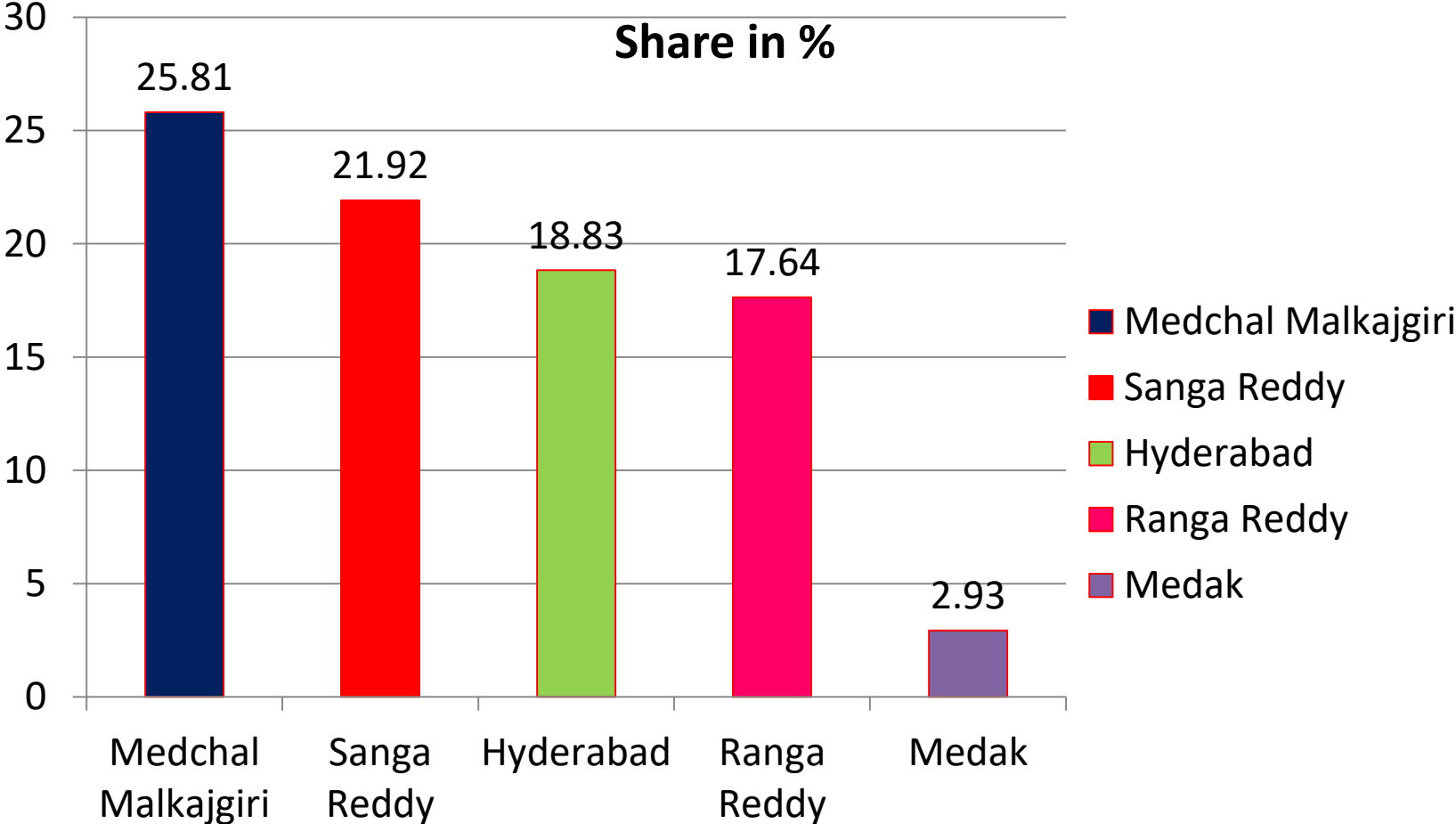
Telangana



Telangana's Top Export Trade Destinations in the World in 2022-23



Telangana 's Top Export performing Districts in 2022-23



TELANGANA MERCHANDISE EXPORT PERFORMANCE – TOP COMMODITIES FOR THE PERIOD 2015-16 TO 2022-23

(Rupees in Crores) –Percentage – sector wise contribution to total value of exports of that year)

Sl. No.	ITC HS.CODE.	SECTORS	2015-16	2016-17	2017-18	2018-19	2019-20	2020-21	2021-22	2022-23
1	30	Pharmaceutical Products	12837 (36.22%)	13158(32.63%)	11575(27.32%)	14717(29.14%)	16705(32.02%)	21562(33.41%)	27788(33.90%)	32352(35.25%)
2	29	Organic Chemicals	11776 (33.22%)	13855(34.36%)	13160(31.06%)	15144(29.98%)	15926(30.52%)	20083(31.12%)	19186(23.41%)	21578(23.51%)
3	85	Electrical Machinery & Equipment & Parts Thereof: Sound &	1465 (4.13%)	1361(3.38%)	1697(4.00%)	2063(4.08%)	2365(4.53%)	3012(4.67%)	4486(5.47%)	5673(6.18%)
4	84	Nuclear Reactors, Boilers, Machinery and Mechanical Appliances.	1359 (3.83%)	1410(3.50%)	1803(4.26%)	2471(4.89%)	2741(5.25%)	3466(5.37%)	3870(4.72%)	4342(4.73%)
5	25	Salt, Sulphur, Earths and Stone, Plastering Materials, Lim	699 (1.97%)	978(2.43%)	1562(3.69%)	1774(3.51%)	1652(3.17%)	1820(2.82%)	1797(2.19%)	1950(2.13%)
6	71	Pearls, Precious or Semi-Precious Stones/ Metals and Article.	622 (1.75%)	1765(4.38%)	1235(2.92%)	976(1.93%)	908(1.74%)	607(0.94%)	1698(2.07%)	1627(1.77%)
7	68	Articles of Stone, Plaster, Cement, Asbestos, Mica or Simile	545(1.53%)	526(1.30%)	522(1.23%)	550(1.09%)	529(1.01%)	632(0.98%)	959(1.17%)	1132(1.23%)
8	88	Aircraft, Spacecraft and Parts Thereof	503(1.41%)	418(1.04%)	575(1.36%)	547(1.08%)	656(1.26%)	669(1.04%)	1397(1.70%)	1698(1.85%)
9	19	Preparations of Cereals, Flour, Starch or milk Pastry C	442 (1.24%)	457(1.13%)	569(1.34%)	588(1.16%)	564(1.08%)	607(0.94%)	655(0.80%)	906(0.99%)
10	82	Tools and their parts of Base Metal	422(1.19%)	526(1.30%)	638(1.51%)	726(1.44%)	726(1.39%)	665(1.03%)	977(1.19%)	1110(1.21%)
11	52	Cotton	389(1.09%)	340(0.84%)	927(2.19%)	864(1.71%)	619(1.19%)	1268(1.96%)	3053(3.72%)	
12	87	Road Vehicle and Parts	350(0.98%)	792(1.96%)	996(1.88%)	939(1.86%)	513(0.98%)	431(0.67%)	828 (1.01%)	938(1.02%)
13	10	Cereals	338(0.95%)	551(1.37%)	936(2.21%)	1119(2.22%)	843(1.62%)	1137(1.76%)	1480(1.81%)	1569(1.71%)
14	40	Rubber and Articles Thereof	279(0.78%)	262(0.65%)	302(0.71%)	361(0.71%)	364(0.70%)		783(0.96%)	747(0.81%)
15	39	Plastics and Articles Thereof	236(0.66%)	253(0.63%)	364(0.86%)	523(1.04%)	508(0.97%)	598(0.93%)	1027(1.25%)	1175(1.28%)
16	48	Paper and Paperboard; Articles of paper Pulp of paper	232(0.65%)	311(0.77%)	299(0.71%)	-	417(0.80%)	556(0.86%)	1088(1.33%)	1081(1.18%)
17	73	Articles of Iron steel	196(0.55%)	193(0.48%)	-	-	461(0.89%)	509(0.79%)	729(0.89%)	1110(1.21%)
18	90	Optical Measuring, Medical & Similar Instruments & Parts	181(0.51%)	288(0.71%)	-	401(0.79%)	230(0.44%)	-	346(0.42%)	603(0.66%)
19	09	Coffee, Tea, Mate and Spices							1936(2.36%)	2630(2.87%)
20	13	Lac; Gums, Resins & Other Vegetables SAPS & Extracts	173(0.48%)	270(0.67%)	-	-	254(0.49%)	-	631(0.77%)	658(0.72%)
21	72	Iron & Steel	156(0.44%)	235(0.58%)	472(1.11%)	484(0.96%)	369(0.71%)	401(0.62%)	756(0.92%)	790 (0.86%)
		Total	33200 (93.67%)	37949(94.11%)	37432(88.36%)	44247(87.60%)	47350(90.76%)	58023(89.91%)	75470(92.06%)	83669(91.18%)
		Other Sectors	2244(6.33%)	2372(5.89%)	4931(11.64%)	6263(12.40%)	4820(9.24%)	6516(10.09%)	6501(7.94%)	8098(8.82%)
		Total Merchandise Exports	35444(100%)	40321(100%)	42363(100%)	50510(100%)	52170(100%)	64539(100%)	81971(100%)	91767(100%)

Note: Sources: DGCI&S, MoC&I, Gol, Kolkata and Compiled by State Export Commissioner, C&E Department, GoT, Hyd -

Telangana Top Export Commodities – 2022-23

TS Meerchnadise Export Summery Report Period From April-2022 To March -2023

S.No	Hs Code	State	Commodity Description	April, 22 To March, 23 Value(INR)	April, 22 To March, 23 Value(US \$)	Percentage
1	30	TELANGANA	PHARMACEUTICAL PRODUCTS	323516315370	4021505100	35.25%
2	29	TELANGANA	ORGANIC CHEMICALS	215780837131	2682577997	23.51%
3	85	TELANGANA	ELECTRICAL MACHINERY & EQUIPMENT & PARTS THEREOF; SOUND &	56728684757	705108740	6.18%
4	84	TELANGANA	NUCLEAR REACTORS, BOILERS, MACHINERY AND MECHANICAL APPLIANC	43419947371	538723631	4.73%
5	9	TELANGANA	COFFEE, TEA, MATE & SPICES	26297396563	324929267	2.87%
6	25	TELANGANA	SALT; SULPHUR; EARTHS AND STONE; PLASTERING MATERIALS, LIM	19502235957	242963686	2.13%
7	88	TELANGANA	AIRCRAFT, SPACECRAFT AND PARTS THEREOF	16978482941	210229431	1.85%
8	71	TELANGANA	PEARLS, PRECIOUS OR SEMI-PRECIOUS STONES/METALS AND ARTICLE	16271868552	202825018	1.77%
9	10	TELANGANA	CEREALS	15689282520	195768495	1.71%
10	39	TELANGANA	PLASTICS AND ARTICLES THEREOF	11753021199	146275060	1.28%
11	68	TELANGANA	ARTICLES OF STONE, PLASTER, CEMENT, ASBESTOS, MICA OR SIMIL	11323146460	141636026	1.23%
12	82	TELANGANA	TOOLS AND THEIR PARTS OF BASE METAL	11100708813	138127810	1.21%
13	73	TELANGANA	ARTICLES OF IRON & STEEL	11099767876	139106557	1.21%
14	48	TELANGANA	PAPER AND PAPERBOARD; ARTICLES OF PAPER PULP, OF PAPER	10813356877	134835911	1.18%
15	87	TELANGANA	ROAD VEHICLES AND PARTS	9384338367	117309955	1.02%
16	19	TELANGANA	PREPARATIONS OF CEREALS, FLOUR , STARCH OR MIILK; PASTRY C	9065643900	112434043	0.99%
17	76	TELANGANA	ALUMINIUM & ARTICLES THEREOF	8903721341	110409154	0.97%
18	72	TELANGANA	IRON & STEEL	7902701844	98771284	0.86%
19	33	TELANGANA	ESSENTIAL OILS RESINOIDS; COSMETIC AND OTHER SIMILAR PREP	7511333275	94920550	0.82%
20	40	TELANGANA	RUBBER AND ARTICLES THEREOF	7468354870	93040806	0.81%
			Total 1 to 20	840511145984	10451498521	91.59%
			Other Commodities	77161442320	960905272	8.41%
			Grand TotalExports for 2022-23	917672588304	11412403793	100.00%

TS District Wise Merchandised Exports for 2022-23

TS. District wise Merchandised Export Summery Report Period From April-2022 To March-2023				
State	District	April, 22 To March, 23 Value(INR)	percentage	April, 22 To March, 23 Value(US \$)
TELANGANA	MEDCHAL MALKAJGIRI	236818609727	25.81%	2946207254
TELANGANA	SANGAREDDY	201119115957	21.92%	2500890617
TELANGANA	HYDERABAD	172840164961	18.83%	2148040671
TELANGANA	RANGA REDDY	161840144050	17.64%	2010001912
TELANGANA	MEDAK	26847877852	2.93%	334306816
TELANGANA	NALGONDA	22679967477	2.47%	282465936
TELANGANA	KHAMMAM	20714551773	2.26%	257512545
TELANGANA	YADADRI BHUVANAGIRI	15806249653	1.72%	197255485
TELANGANA	BHADRADRI KOTHAGUDEM	12906210071	1.41%	160757550
TELANGANA	KARIMNAGAR	8811640153	0.96%	109805244
TELANGANA	SIDDIPET	8693637775	0.95%	108559690
TELANGANA	NIZAMABAD	6017593529	0.66%	75252653
TELANGANA	MAHABUBNAGAR	4559471954	0.50%	56807011
TELANGANA	WARANGAL RURAL	4165826385	0.45%	51247497
TELANGANA	MAHABUBABAD	3016144926	0.33%	37260194
TELANGANA	SURYAPET	2250576039	0.25%	27963815
TELANGANA	WANAPARTHY	661072968	0.18%	20836501
TELANGANA	WARANGAL URBAN	1650149249	0.18%	20604482
TELANGANA	ADILABAD	1439696882	0.16%	18333613
TELANGANA	VIKARABAD	1275979708	0.15%	17324889
TELANGANA	KAMAREDDY	994997690	0.11%	12559256
TELANGANA	NAGARKURNOOL	664073979	0.07%	8351959
TELANGANA	JOGULAMBA GADWAL	244642852	0.03%	3124276
TELANGANA	PEDDAPALLI	173839161	0.02%	2137445
TELANGANA	NIRMAL	117326195	0.01%	1499886
TELANGANA	KUMURAM BHEEM ASIFABAD	112436733	0.01%	1421050
TELANGANA	RAJANNA SIRCILLA	69849153	0.01%	874824
TELANGANA	JAGITIYAL	37523440	0.00%	467006
TELANGANA	Narayanpet	25956649	0.00%	318667
TELANGANA	JANGOAN	10952923	0.00%	137825
TELANGANA	M ULUGU	6011319	0.00%	73493
TELANGANA	MANCHERIAL	297126	0.00%	3731
		917672588304	100.00%	11412403793

Note: Sources : DGCI&S, MoC&I, GoI , Kolkata and Compiled by State Export Commissioner, C&EP Department, GoT, Hyderabad.

Potential Sectors for Exports in Telangana State

- Telangana State has inherent potential and geo-economic strengths in sectors of Agriculture and Allied , Manufacturing Industry and Services and with a good export ecosystem exists in the state, The State has consistently achieved significant jump in total exports (both merchandised and Services) over a period of 2015-16 (INR - 1,10,514 Crores) to 2022-23 (INR -3,33,042 Crores).
- The State is a large producer of agri-products such as spices, cotton, rice & paddy, cereals, pulses, oilseeds, fruits, Meat and Poultry and other food products etc.
- In regard to Industrial sector, our state is the huge producer of Pharmaceuticals & Life Sciences , Defense & Aerospace, and Engineering & Electrical. Gems & Jewellery, Handlooms & Textiles products etc.
- Besides above there are many other Champion sectors exists in the state in regard to Services sector that being explored for promotion to boost our State exports, Such as Media Entertainment, Tourism and Hospitality, Health care, & wellness, Transportation & Logistics, Infrs, Constructions & engineering Services, Education, Aviation, Accounting and Finance and Banking & insurance, legal Services, Environmental Services, Facility Management Services, Print and Published services etc.

Institutional Mechanism in Telangana State

- The Commerce & Export Promotion Dept, as a “State Export Commissioner” and nodal department in the State for development and promotion of exports regularly interacts and co-ordinates with MoC&I, GoI, New Delhi and other line departments on various issues relating to Export promotion and development of international trade matters, it will provide suitable suggestions and inputs in regard to improvement of Trade facilitation and development of Export related Infrastructure from the State and also working on development of International Trade related matters
- Further, the Commerce & Export Promotion also organizes regular review/interactive /stake holders meetings with various Export Promotion Councils and Export Promotion bodies and other Trade Associations etc on the important topics of FTA, Global Standards, WTO & IPR for making our Goods and Services Competitive at Global /International Markets and also co-ordinates to seek their various problems/issues being faced by state exporters relating to international trade and in implementation of Foreign Trade Policies and procedures, it will address to various line departments of Government of India, Financial Institutions and other organizations etc for finding readressal mechanism and solutions to mitigate them for promotion of exports.
- Implementation of One District One Product (ODOP) and Converting each District as Export Hub(DEH), the District Level Export Promotion Committee(DLEPC) was constituted in all Districts across the state., Under this the District Collectors will Head these Committee as the Chairperson and Local DGFT will be as Co- Chair and the respective GM DIC s will be the Convenors of the above committee along with relevant stake holders as Members.
- Under the above initiatives, the DLEPCs as per their mandate will preliminarily identify the potential products in all the districts and also assess specific infrastructure, logistics and other facilitation gaps of each district that are hindering the export opportunities. Further, they also working out to suggest suitable measures for enhancement of district exports and generation of economic and employment opportunities in the district.
- The DLEPCs have also a mandate to prepare “District Export Action Plan (DEAP)” for each district in co-ordination/consultation with Local DGFT (RA), in order to develop and promote overall (Goods & Services) exports from each district
- The Commerce & Export promotion in co-ordination with DPIIT of MoC&I will also implement the PM Gati shakti-National Master Plan / State Master Plan for creation of Multi-modal connectivity that provides integrated and seamless connectivity for movement of people, goods and services.

Export Promotion Activities in Telangana State

- Capacity building / Awareness/ Training / Workshops / Interaction meetings programs with relevant stake holders on Foreign / International Trade Related matters.
- Seminars, Conferences, , Outreach Programmes with relevant stake holders on various export and international trade related matters
- Organization of State's Participation in National / International Exhibitions / Trade Fairs and Buyer - Seller meets.
- Grievances redressal and Open House meet to facilitate exporters.
- To help the exporters in Delegations for B2B meeting and Trade fair/Expos.
- To maintain the Export Data of the State
- To provide information on International Trade related matters and global opportunities for state potential goods/services .
- To provide information on unique products and help them to register Under GI.
- To enlighten the local manufacturers, small artisans, weavers and famers about the export opportunities in the overseas market.
- To facilitate for technology and skill up gradation in the trade.
- Co-ordination with Central Govt. Agencies and Trade Councils etc.

TELANGANA STATE GEOGRAPHICAL INDICATORS (GI) -PRODUCTS

S.No	Name of Geographical Indication- GI	NATURE OF PRODUCT
1	Pochampally Ikkat	Textiles
2	Silver Filigree of Karimnagar	Handicraft
3	Nirmal Furniture	Handicraft
4	Nirmal Painting	Handicraft
5	Gadwal Sarees	Textiles
6	Siddipet Gollabama	Textile
7	Cheriyal Paintings	Handicrafts
8	Pembarthy Metal Craft	Handicraft
9	Adilabad Dokra	Handicraft
10	Warangal Durries	Textile
11	Hyderabad Haleem	Food stuff
12	Banaganapalle Mangoes	Food stuff
13	Nirmal Toys & Crafts	Handicraft
14	Telia Rumal	Textile
15	Narayanpet Handloom Sarees	Textile
16	Ikkat logo	Textile

ODOP & Districts as Export Hubs Initiative

- **The ODOP is a national initiative that is seen as a transformational step towards realizing the true potential of a district, fueling economic growth, generating employment and rural entrepreneurship.**
- **ODOP initiative is operationally merged with 'Districts as Export Hub (DEH)' initiative of the DGFT, Department of Commerce, with the Department for Promotion of Industry and Internal Trade (DPIIT) as a major stakeholder.**
- **The DPIIT –MoC&I in collaboration with DGFT(DoC –MoC&I) and States /UTs are implementing the initiative of One District One Product (ODOP) & District as Export Hub (DEH) Initiative –**
- **The Initiative is aimed at creating sustainable employment at the district level while promoting holistic socio economic development of the district. In order to fostering balanced regional development across all districts of the country**
- **The idea is to Select the District potential products, brand and promote from each of the district .**
- **The main objective is to enable MSMEs, farmers and small Artisans and Weavers to get benefit of export opportunities in the overseas markets and shift focus on District led Export Growth for self-sufficiency and self- reliance**

Telangana List of- ODOP -DEH products

S.No.	State Name	District Name	Products identified as per Minutes of DLEPCs
1	Telangana	Adilabad	Cotton and Soybean
2	Telangana	Bhadradri Kothagudem	Paddy , Maize and Cashew Nuts
3	Telangana	Hyderabad	Gems & Jewellery
4	Telangana	Jagitial	Mango & Rice
5	Telangana	Jangoan	Rice(Paddy), Handloom and Textelies (Cotton & Silk)
6	Telangana	Jayashanker Bhupalapally	Chillies, Cement Products
7	Telangana	Jogulamba Gadwal	Handloom & Textiles (Gadwal Sarees) and Groundnut
8	Telangana	Kamareddy	Rice & Soyabean
9	Telangana	Karimnager	Granite, silver Filigree & Mango, Rice
10	Telangana	Khamman	Chilies and Granities
11	Telangana	kumuram Bheem Asifabad	Paddy , Cotton & other Food products(Milletts)
12	Telangana	Mahabubnager	Redgram & Fruits (Mango)& Vegetables and Cotton
13	Telangana	Mancherial	Rice, Cotton & Mango
14	Telangana	Medak	Rice , Tomatoes, Maize (sweet corn) &Mango
15	Telangana	Medchal Malkajiri	Pharmaceuticals & Biotech Products and Engineering (High PrecisionComponents)goods
16	Telangana	Mhabubabad	Chillies & Turmeric
17	Telangana	Mulugu	Chillies & Tourism

Telangana List of- ODOP -DEH products

S.No.	State Name	District Name	Products identified as per Minutes of DLEPCs
18	Telangana	Nagarkurnool	Mango & Groundnut
19	Telangana	Nalgonda	Rice, Sweet Lime, Power looms & Pharma
20	Telangana	Narayanpet	Fruits (Custurd Apple Pulp) Handloom & Textiles (Cotton and Silk), Pulses (Red Gram)
21	Telangana	Nirmal	Cotton , Maize, Turmeric and Nirmal Crafts
22	Telangana	Nizamabad	Turmeric & Rice, Seeds)Processed), Granites
23	Telangana	Peddapalli	Rice based products and Mineral based (Clay,Flyash & Cement) Products
24	Telangana	Rajanna Sircilla	Handloom & Textiles, Dairy Products and Fisheries
25	Telangana	Ranga Reddy	Food Processing (Biscuits & Confectionery) Qartz & Feldspar, Packing Material, RNR Rice and mango processing
26	Telangana	Sangareddy	Pharma, Food Processing (Fruits & Vegetables and Engineering goods
27	Telangana	Siddipet	Cheriyal Paintaings, Cotton (Gollabama Sarees)Mango & Rice
28	Telangana	Suryapet	Rice, Cement and Red Chillies
29	Telangana	Vikarabad	Pulses and Fruits & Vegetables, Fullers Earth Granules& Powder, Stone cutting & Polishing Slabs.
30	Telangana	Wanaparthy	Groundnut, & Mango
31	Telangana	Warangal Rural	Chillies,Turmeric and RNR Rice
32	Telangana	Warrangal Urban(Hanumakonda)	Red Chillies, Durries, Granite & Tourism
33	Telangana	Yadadri Bhuvangiri	Handloom-Pochampally Ikat products and Bulk drugs

ODOP & Districts as Export Hubs Initiative

- **To enable MSMEs, farmers and small industries(Artisans & Weavers) to get benefit of export opportunities in the overseas markets.**
- **To shift focus on District led Export Growth for self-sufficiency and self-reliance**
- **Attract investment in the District to boost manufacturing and exports**
- **Provide ecosystem for Innovation/ use of Technology at District level to make them export competitive**
- **Reduce transaction cost for the exporter at various stages of export cycle**
- **Handholding and assistance to exporters by doorstep delivery of timely and relevant information**
- **To generate employment in the District.**
- **Providing platforms for wide and global reach of products and services from the district through E-commerce and Digital marketing. Promoting Artisans, Farmers, Handicraft, Handloom, tourism and other cottage industries**

ODOP & Districts as Export Hubs Initiative

- **State Export Promotion Committee (SEPC) & District Export Promotion Committee (DEPC)** (in all the 33 Districts) have been constituted.- To provide support for export Promotion and address bottlenecks for export growth in districts.
- **District Collectors** are Chairman of DLEPCs/RA DGFT are co-Chairman of the DLEPCs.
- **District GM DICs** are nominated as Conveners in all 33 Districts .
- **DEPC meetings** has already been conducted in 33 Districts.
- **Products/services having export potential have been identified in all districts of the State.**
- **District Export Action Plan(DEAP):** District Export Action Plans are to be prepared and implemented through an institutional structure at the district level. These plans address challenges for exports of such identified products/services, improving supply chains, market accessibility and handholding for increasing exports etc.
- The DEAPs are to be prepared by DEPCs as per prescribed format (issued by DGFT) in consultations with relevant stakeholders RA-DGFT (DoC), the SEPC in all 33 Districts, which are formally to be **notified** by DEPCs after its submission and shall be adopted for effective implementation for development of export growth in the district.
- The DEAP will have both financial and non-financial parameters and accordingly they will be evaluated.
- The Non- Financial parameters:- includes regulatory and operational reforms proposed /undertaken at the district , state and the central level, product/service specific or sectoral interventions, sustainably approach, stakeholder management, convergence with other schemes etc
- The Financial Parameters :- Infrastructure specific to exports viz Packhouse,Cold storage,, warehouses demonstration –cum production facility , Common facility centers , Primary processing Centers etc will be supported.

Thank you